

**Sales price £879.95**

Sales price without tax £733.29  
Tax amount £146.66

High Performance (Ham) Band optimised Log Periodic Dipole Array  
21MHz to 30MHz - 4el LPDA Premier performance - from The  
Leading LPDA Antenna Provider

## Description

**CUSTOM LPDA DESIGNS AVAILABLE UPON REQUEST**

**BOLPA-4 A Super Wide Band, High Performance Log Periodic Dipole Array (LPDA) - 21MHz to 30MHz Optimised for all Ham Bands Just 5.6m long!**

Covers 21MHz to 30MHz inclusive. **Including MARS frequencies between 21MHz and 30MHz**

All InnovAntennas LPDA's are design using the very latest computer optimisation techniques and are largely designed and built to order although examples such as this Band Optimised Log Periodic Dipole Array (BOLPA) which has had its performance highly optimised within the ham bands in order performance is not characteristic of a typical LPDA.

The BOLPA-4 has just 2 elements placed within a twin-boom/dual feedline boom setup where 2 x 1.25" (32mm) square boom doubled as the feedlines and booms. The feed point is 50Ohm so a simple choke balun can be installed between coax cable and the antenna for an easy installation.

The BOLPA-4 provides excellent, consistent results for the frequency range it covers and the relatively limited number of elements installed upon its very short boom. For more details on this or other Log Periodic developments, contact us directly now on our sales lines or via Email sales 'at' innovantennas .com

**OUTSTANDING RESULTS FROM THIS STUNNING NEW DESIGN for 2023!!**

Our customers quote SWR figures not extending beyond 1.5:1 for the whole 15m, 12m, 11m and 10m bands. In addition, exceptional level of Forward Gain and Front to Back ratio (F/B) are seen due to the way in which the BOLPA-4 is designed.

**WHY DOES THE BOLPA-4 WORK SO WELL?**


Log Periodic Arrays are generally produced by means of a calculator rather than being band specifically optimised and therefore, performance and SWR curves vary greatly through their range and optimum performance is hit and miss as a result. The InnovAntennas BOLPA-4 has had hundreds of hours spent optimising both SWR and Performance within the Ham Radio designated band sections which has resulted in exceptional mono-band style performance.

**SDR READY ANTENNA, full 6MHz bandwidth SIMULTANEOUS PERFORMANCE!**

The BOLPA-4 is whole band active at any time so will compliment the most sophisticated SDR Tranceivers.

Some of the Mechanical design benefits include:

1. **Marine grade Stainless Steel Fittings\***
2. **Integrated feed-line/boom for maximum efficiency, minimum wind-load**
3. **Mill finished for highest levels of accuracy and performance**
4. **First-of-kind 'Band Optimised' LPDAs by G0KSC**



**The BOLPA-4 on a 5.6m boom installed and ready to go**

If you are looking for the best of the best from both a performance and mechanical construction perspective then look no further, you have come to the right place!

**Performance**

**Gain:** Better than **6.5dBi** across 12m, 11m and 10m bands. **7.14dBi** on 15m

**Typical F/B:** 20dB+

**Gain at 10m (33') above ground @ 21.1MHz:** 12.75dBi

**SWR:** 1.5:1 or better

**Power Rating:** 5kw+

**Feed Impedance:** 50Ohm

**Boom Length:** 5.63m

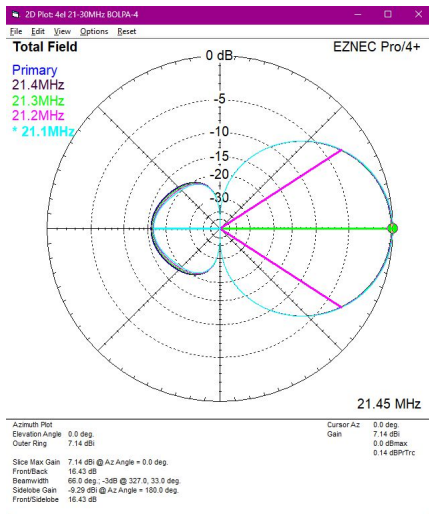
**Weight:** 7.5Kg

**Turning Radius:** 4.66m

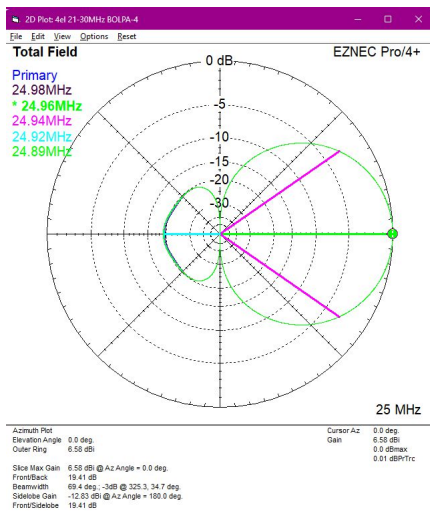
**Wind Loading:** 0.8 SqMtr

**Wind Survival:** 160KPH+ / 100MPH+

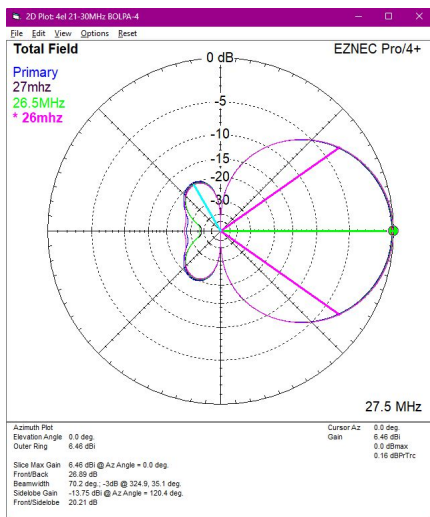
*If you wish to stack several antennas, contact us for more information*



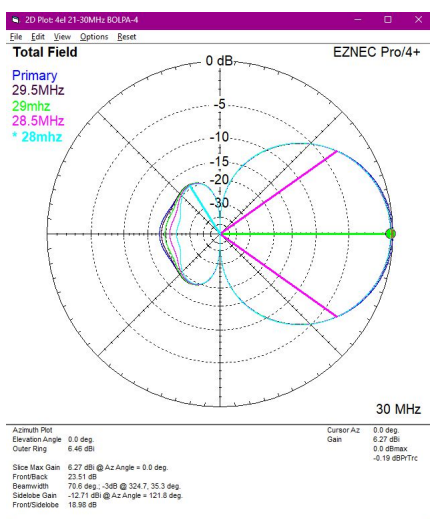
**Over-ly plots on for 21.1MHz, 21.2MHz, 21.3MHz, 21.4MHz, 21.45MHz - Very consistant pattern**



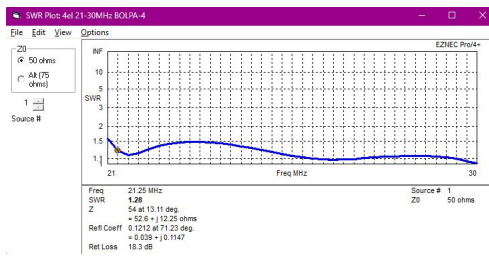
Plot overlays for 24.89MHz, 24.92MHz, 24.94MHz, 24.96MHz, 24.98MHz and 25MHz. Again, very consistant patter



Plot overlays for 26-28MHz showing exceptional results once more



Plot overlays for 28MHz to 30MHz with excellent consistency throughout



**SWR Sweep for the whole 9MHz frequency range - No ATU or matching needed anywhere**

## Mechanical Specification

This antenna has all elements made in 3 sections tapering from 7/8" to 1/2" to 3/8" tube.

The boom is 2 x **1.25" inch square (32mm)** which parallel as a tuned feed line between elements. centre mounted in insulated 2" clamps to a 2" (50mm) supporting mast. Other options available upon request.

If you want an antenna to last and perform in all weathers without SWR or bandwidth shifting, this is it.

## Manufactured the right way, not the cheapest way!

\* Where possible marine grade stainless steel components are used.