

A Dual band 70/144MHz Yagi with single feed point 12 elements in total and a boom of just 2.4m



Description

Available through **WiMo Germany** and **DX Engineering in the USA** - for Direct factory supply, Email us for pricing and time lines.

www.dxengineering.com - www.wimo.com

An Excellent Dual Band Yagi for 70/144MHz on a 2.4m boom and single feed point

The 4-2-12 Dual Band Yagi has a total of 12 elements, 5 elements are used on 70MHz while 7 elements are used on 144MHz. The 4-2-12 InnovAntennas Dual Band Yagi stands aside from the crowd due to the methods used for it's design. The 4-2-12 uses no traps or coils, no phasing arrangements and has no need for 'compromise' spacing between elements as the antenna has a set of correctly spaced elements for either band but still deploys only one feed point. An excellent antenna with great SWR bandwidth and performance in one package.



Performance

Gain on 70MHz: 9.78dBi @ 70.20MHz

F/B on 70MHz: 21.11dB @ 70.20MHz

Gain on 70MHz at 10m above Ground: 15.46dBi

Gain on 144MHz: 11.96dBi @ 144.300MHz

F/B on 144MHz: 19.02dB @ 144.300MHz

Gain on 144MHz at 10m above Ground: 17.82dBi

Power Rating: 3kw+

70MHz 144MHz Dual band Yagi

SWR 50MHz: Below 1:1.4 from 70.00MHz to 70.400MHz

SWR 70MHz: Below 1:1.5 from 144MHz to 144.800MHz

Boom Length: 2.515m

Weight: 6Kg / 12.2LB

Turning Radius: 2.396m

Wind Loading: 0.2 Square Metres

Wind Survival: 241KPH / 150MPH



The 12el Duo installed at M0VOZ

Specification

This antenna is made with (10mm). The antenna has fully insulated elements which will ensure continuous, high performance for many years to come. Boom to mast brackets are included with all antennas which will support 2 inch (50mm) masts. **Boom is 30mm square aluminum with 2mm wall thickness.**

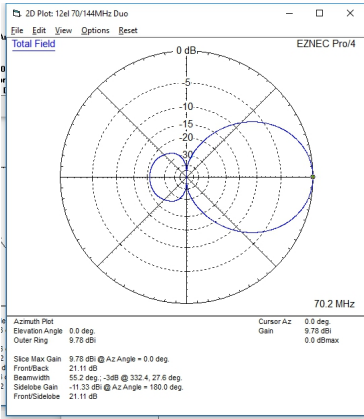
Our antennas are constructed with the best quality materials in order that the best mechanical construction can be achieved, not the cheapest and most profitable! Even a digital caliper is used (with an accuracy of .01mm) to measure the elements during production to ensure they are within 0.2mm of what they should be, ensuring they work as well as our software model predicts.

Note: Much development time has gone into our antennas, not just on basic electromagnetic design, we are able to model the effect of insulators, booms and other objects to ensure the make up of our antennas have least effect on performance and pattern degradation. More information can be found [here](#)

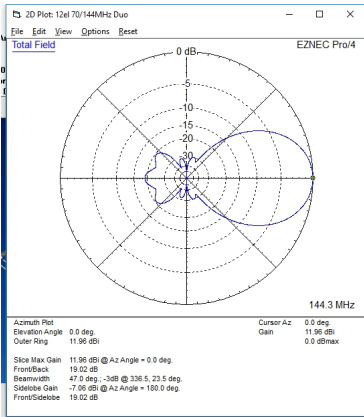
- **Marine grade Stainless Steel Fittings**
- **Original Stauff Insulation clamps**
- **Mill finished boom and elements for highest levels of accuracy**

Azimuth Plot 70MHz

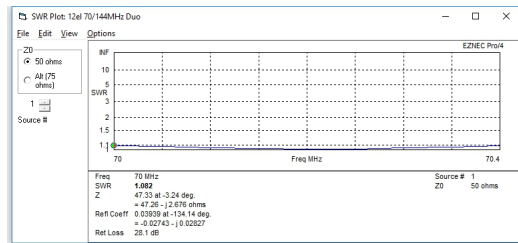
70MHz 144MHz Dual band Yagi



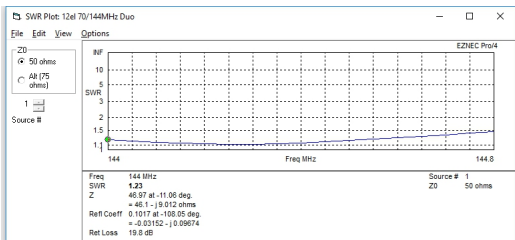
Azimuth Plot 144MHz



SWR 70MHz



SWR 144MHz



Manufactured the right way, not the cheapest way!

//