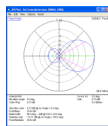
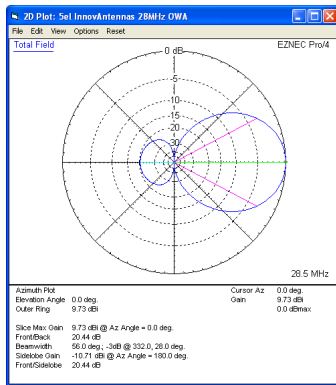


28MHz Yagis (ALL): 5 element 28MHz OWA Yagi (6.0m)



Sales price £449.95

Sales price without tax £374.96

Tax amount £74.99

A wideband 28MHz OWA Yagi

Description

A 5 element wideband 28-29MHz OWA (Optimised Wideband Array) Yagi

The OWA Yagi provides super-stable performance across wide bandwidths with limited loss and maximum stability. InnovAntennas use the latest in [Electromagnetic Design Technology](#) to ensure the very best results.

This antenna has a super-flat SWR curve covering 28-29MHz at 1.1:1 SWR.

Performance

Gain: 9.73dBi @ 28.500MHz

F/B: 20.44dB @ 28.500MHz

Peak Gain: 9.83dBi

Gain at 10m above Ground: 14.76dBi

Peak F/B: 20.48dB

Power Rating: 5kw

SWR: Below 1.1:1 from 28.000MHz to 29.000MHz

Boom Length: 6.0m

Stacking Distance: 6.0-8.55m (8m recommended)

2 Stacked Gain @ 8m spacing: 12.67dBi

2 Stacked F/B: 17.28dB

2 Stacked Gain @ 8m Spacing 10m above ground: 17.29dBi

Weight: 8.16Kg / 18.0LB

Turning Radius: 4m / 13.1ft

Wind Loading: 0.34 Square Metres / 3.67 Square feet

Wind Survival: 185KPH / 115MPH

Specification

This antenna is made 5/8 inch (15.88mm) centre elements and 1/2 inch (12.7mm) outer elements. The antenna has fully insulated elements

28MHz Yagis (ALL): 5 element 28MHz OWA Yagi (6.0m)

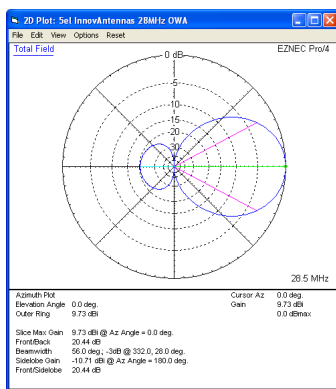
which will ensure continuous, high performance for many years to come. Boom to mast brackets are included with all antennas which will support 2 inch (50mm) masts. Boom is 1.5 inch square 16SWG aluminum.

OTHER TAPER SCHEDULES ARE AVAILABLE FOR THIS ANTENNA, CALL OR EMAIL FOR DETAILS

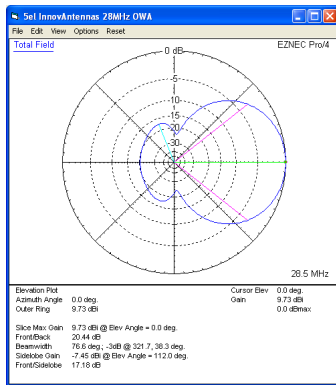
Our antennas are constructed with the best quality materials in order that the best mechanical construction can be achieved, not the cheapest and most profitable! Even a digital caliper is used (with an accuracy of .01mm) to measure the elements during production to ensure they are within 0.2mm of what they should be, this ensures they work as well as our software model predicts.

Note: Much development time has gone into our antennas, not just on basic electromagnetic design, we are able to model the effect of insulators, booms and other objects to ensure the make up of our antennas have least effect on performance and pattern degradation. More information can be found [here](#)

- Marine grade Stainless Steel Fittings
- Original Stauff Insulation clamps
- Mill finished boom and elements for highest levels of accuracy

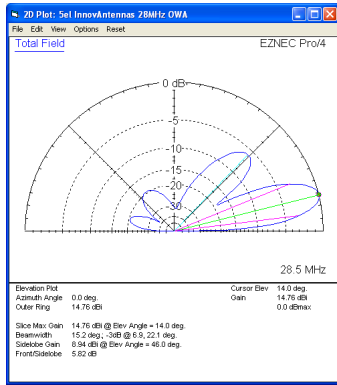


Azimuth Plot

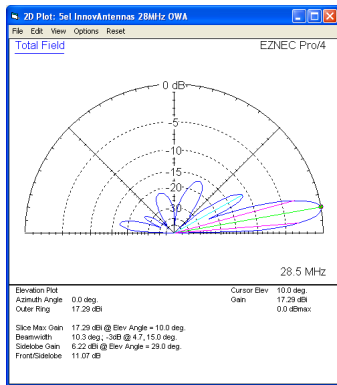


Elevation Plot

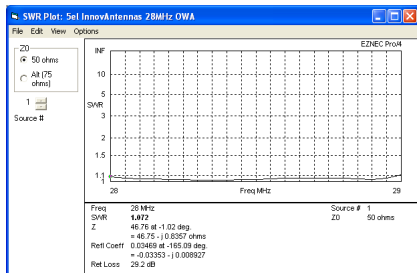
28MHz Yagis (ALL): 5 element 28MHz OWA Yagi (6.0m)



Single 5 element OWA up 10m above ground



2 x 5 el OWA Yagi 8m apart with the bottom antenna 10m above ground



SWR

Manufactured the right way, not the cheapest way!