

A 3 element low-noise AIS Professional Series Yagi



Description

A 3 element low-noise, Professional Series AIS (162MHz) LFA Yagi, for Professional, Commercial and Marine applications

The G0KSC LFA Yagi is a major step forward in the development of the Yagi Antenna, **it provides a low-noise front-end for your radio so you hear more weak signals**. This compact 3 element LFA provides stunning performance across the AIS range of frequencies. Hard to beat with a direct 5 Ohm feed point and no matching losses.

More about the LFA Yagi [HERE](#)

The LFA loop along with the great pattern helps to reduce noise and ensure the best user experience with the weakest signals being heard, not lost in noise. Designed with the very latest modeling software packages costing 10's of thousands of pounds, **Accuracy** and performance assured.

Marine Construction - Built to last

Our antennas are constructed with the best quality materials in order that the best mechanical construction can be achieved, not the cheapest and most profitable! Even a digital caliper is used (with an accuracy of .01mm) to measure the elements during production to ensure they are within 0.2mm of what they should be, this ensures performance is delivered.

- Marine grade Stainless Steel Fittings
- Original Stauff Insulation clamps
- Mill finished boom and elements for highest levels of accuracy
- Quality N-type termination

"Hi,

Just to let you know that we got the antenna installed yesterday (finally!). We installed it on a 5m long 2" diameter pole without any issues. There is movement in the strong winds we had yesterday but nothing excessive.

Initial results are very good with the maximum range being approximately 50% greater than with the existing arrangement, typically about 75km with the maximum recorded so far being 95km. This is with the antenna about 35m above sea level.

I'll let you know the results when I've been able to do some more thorough testing.

Best Regards,

Guy - Seareachsystems"

"The Yagi-antenna is very good performance.

I did tuning very careful;


SWR=1.0 with short(30cm) test cable including 2 turns choke balun. SWR=1.1 with 20m actual cable including the balun.

Thank you very much for your support and provided good antennas. JSAF is very happy and expecting good antenna network (100nm reception so far)

I will report you later more detail performance.

Have a nice days!

Taro Yoshikawa - Vesseltracker Japan"



For more information This email address is being protected from spambots. You need JavaScript enabled to view it.

Performance

Gain: 8.66dBi @ 162MHz

F/B: 23.56dB @ 162MHz

Peak Gain: 8.69dBi

Gain 10m above ground: 13.24dBi

Peak F/B: 24.07dB

Power Rating: 5kw

SWR: Below 1.4:1 from 161.5MHz to 162.5MHz

Boom Length: 92cms

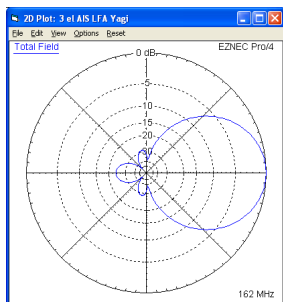
Vertical Stacking: 1.2m apart

Safe Wind Speed: 150MPH+/242KPH

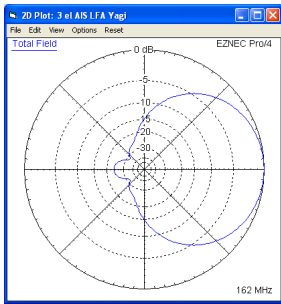
Specification

This antenna is made with a 5/8 inch (15.9mm) parasitic elements complemented by a driven loop of 1/2 inch (12.7mm) and 3/8 inch (9.525mm) diameter tube. It also has fully insulated elements which will ensure continuous, high performance and ensures corrosion will not impact performance. Marine grade stainless steel is used throughout. N-type coaxial termination is provided on this antenna along with a UV resistant Rubber paint (including applicator) in order to ensure all open connections can be thoroughly sealed before final installation. The boom is 1.25 inch square 16SWG aluminium to ensure strength and rigidity and has a **safe wind speed handling of well over 100MPH.**

No figures are made up here as they are in some Ham Radio adverts, all performance figures are verified in the very latest software simulation packages with some antennas being professionally confirmed on an antenna range.



Azimuth Plot



Elevation Plot

Manufactured the right way, not the cheapest way!

Trade Enquiries Welcome

//