


6/5 (11) element 50/70MHz Yagi (4.9m)



A Dualband 50/70MHz Yagi with single feedpoint by G0KSC 2017 model

Rating: Not Rated Yet

Price

Sales price £299.95

Sales price without tax £249.96

Tax amount £49.99

[Ask a question about this product](#)

Manufacturer [InnovAntennas](#)


Description

Postage £15.00 to UK mainland (not Scottish Highlands) USA/Europe £50.00, for rest of World please This email address is being protected from spambots. You need JavaScript enabled to view it.

An Excellent Dual Band Yagi for 50/70MHz with 4.9m boom - New model for 2016/2017!

Model: DB-1164

The DB-1164 Dual Band Yagi has a total of 11 elements, 5 elements are used on 70MHz while 6 elements are used on 50MHz. The DB-1164 InnovAntennas Dual Band Yagi stands aside from the crowd due to the methods used for its design. The DB-1164 uses no traps or coils, no phasing arrangements and has no need for 'compromise' spacing between elements as the antenna has a set of correctly spaced elements for either band but still deploys only one feed point. An excellent antenna with great SWR bandwidth and performance in one package.



The 11e1 50/70 duo being prepared for install at DJ8RZ. He writes:

"Hi Justin,

Now I have tuned my 2m Yagi and measured SWR of both antennas (see pictures of 4/6m Yagi attached) and I am quite impressed: Very good broadband matching, both seem to work very well, at least in the garden on the ladder :)

Aurel DJ8RZ"

Performance

Gain on 50MHz: 10.92dBi @ 50.150MHz

F/B on 50MHz: 20.49dB @ 50.150MHz

Gain on 50MHz at 10m above Ground: 16.53dBi

Gain on 70MHz: 9.71dBi @ 70.200MHz

F/B on 70MHz: 19.48dB @ 70.200MHz

Gain on 70MHz at 10m above Ground: 16.11dBi

Power Rating: 3kw

SWR 50MHz: Below 1.1:1 from 50.00MHz to 50.500MHz

SWR 70MHz: Below 1.2:1 from 69.950MHz to 70.600MHz

Boom Length: 4.9m

Weight: 9.2Kg / 20LB

Turning Radius: 2.41m / 7.91ft

Wind Loading: 0.21 Square Metres / 2.22 Square feet

Wind Survival: 241KPH / 150MPH

Specification

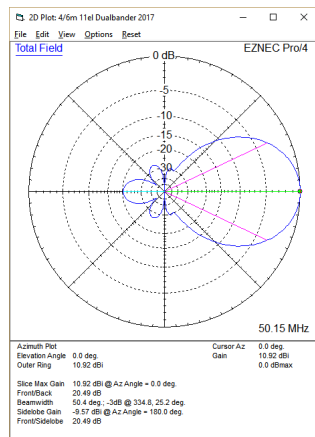
This antenna is made 1/2 inch (12.7mm) center elements and 3/8 inch (9.525mm) outer elements (70MHz element are one piece 1/2 inch). The antenna has fully insulated elements which will ensure continuous, high performance for many years to come. Boom to mast brackets are

included with all antennas which will support 2 inch (50mm) masts. **Boom is 1.5 inch square 16SWG aluminum.**

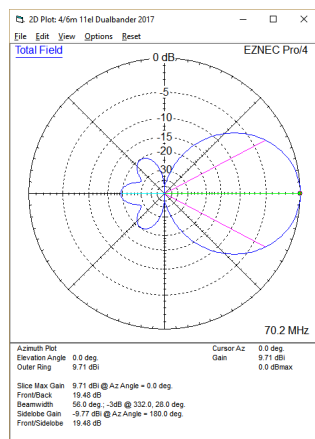
Our antennas are constructed with the best quality materials in order the best mechanical construction can be achieved, not the cheapest and most profitable! Even a digital caliper is used (with an accuracy of .01mm) to measure the elements during production to ensure they are within 0.2mm of what they should be, this ensures they work as well as our software model predicts.

Note: much development time has gone into our antennas, not just on basic electromagnetic design, we are able to model the effect of insulators, booms and other objects to ensure the make up of our antennas have least effect on performance and pattern degradation. More information can be found [here](#)

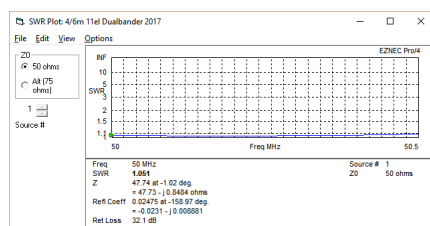
- Marine grade Stainless Steel Fittings
- Original Stauff Insulation clamps
- Mill finished boom and elements for highest levels of accuracy



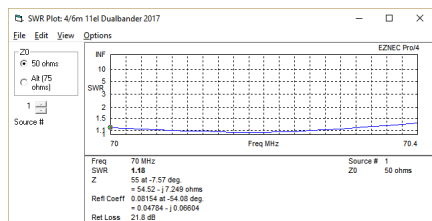
Azimuth Plot 50MHz



Azimuth Plot 70MHz



SWR 50MHz



SWR 70MHz



Note: Truss no longer needed due to use of 1/5 inch boom

Manufactured the right way, not the cheapest way!