

**Sales price £389.95**

Sales price without tax £324.96

Tax amount £64.99

A Wideband Low Noise 27MHz LFA Yagi

## Description

### A 3 element 27.2-27.8MHz LFA Yagi

The G0KSC LFA Yagi represents a major step forward in the development of the Yagi Antenna, **it provides a low-noise front-end for your radio so you hear more weak signals** while at the same time maximising all round performance. Hard to beat with a direct 50 Ohm feedpoint and no matching losses and suppression of unwanted noise!! More information on the LFA Yagi can be found [here](#).

**NOTE:** With all our HF antennas we can custom design your element taper and element size requirements in order to cater for all weather and installation requirements This email address is being protected from spambots. You need JavaScript enabled to view it. us for details.

### Performance

**Gain:** 8.48dBi @ 27.5MHz

**F/B:** 20.23dB @ 27.5MHz

**Peak Gain:** 8.68dBi

**Gain at 20m above Ground:** 14.08dBi

**Peak F/B:** 21.21dB

**Power Rating:** **15kW+**

**SWR:** Below 1.5:1 from 27.300MHz to 27.700MHz

**Stacking Distance:** 5.0-8.0m ( 6.0m recommended)

**2 Stacked Gain @ 7m spacing:** 11.18dBi

**2 Stacked F/B:** 1.41dB

**2 Stacked Gain @ 6m Spacing 20m above ground:** 16.65dBi

**Boom Length:** 3.3m

**Weight:** 7KG / 16LB

**Turning Radius:** 2.93m / 9.92ft

**Wind Loading:** 0.27 Square Metres / 2.86 Square feet

**Wind Survival:** 160KPH+ / 100MPH+

*Other options available if higher wind loading/survival is required.*

## Specification

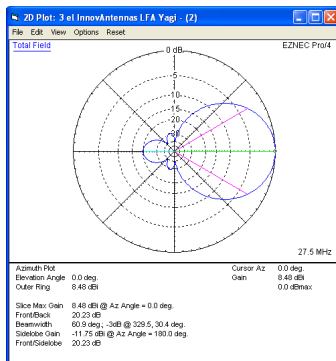
This antenna is made **20mm** centre elements and 13mm outer elements. The antenna has fully insulated elements which will ensure continuous, high performance for many years to come. Boom to mast brackets are included with all antennas which will support 2 inch (50mm) masts. Boom is 40mm diameter with 2mm wall thickness

**OTHER TAPER SCHEDULES ARE AVAILABLE IN THIS ANTENNA, CALL OR EMAIL FOR DETAILS**

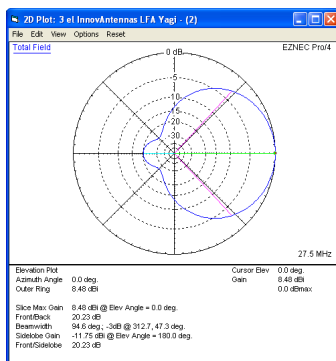
Our antennas are constructed with the best quality materials in order the best mechanical construction can be achieved, not the cheapest and most profitable! Even a digital caliper is used (with an accuracy of .01mm) to measure the elements during production to ensure they are within 0.2mm of what they should be, this ensures they work as well as our software model predicts.

Note: much development time has gone into our antennas, not just on basic electromagnetic design, we are able to model the effect of insulators, booms and other objects to ensure the make up or our antennas have least effect on performance and pattern degradation. More information can be found [here](#)

- Marine grade Stainless Steel Fittings
- Original Stauff Insulation clamps
- Mill finished boom and elements for highest levels of accuracy

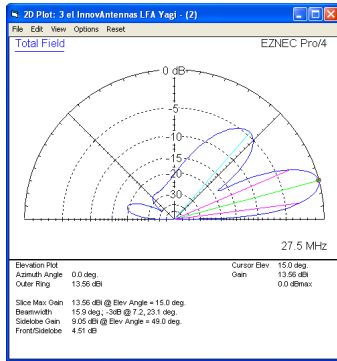


Azimuth Plot

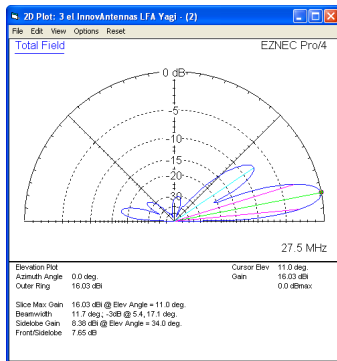


Elevation Plot

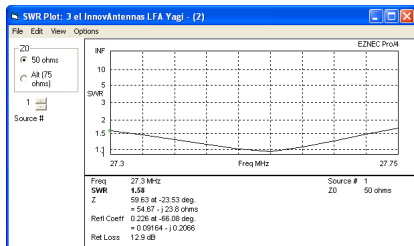
# 27MHz Yagi 3el High Power handling



Single 3 element LFA up 10m above ground



2 x 3 el LFA Yagi 6m apart with the bottom antenna 10m above ground



SWR



Manufactured the right way, not the cheapest way!