

Sales price £1,395.95

Sales price without tax £1,163.29

Tax amount £232.66

A High Noise Suppression 10MHz 4el LFA Yagi - Factory Direct Only

Description

A 4 element High Performance LFA Yagi

The G0KSC LFA Yagi is a major step forward in the development of the Yagi Antenna, **it provides a low-noise front-end for your radio so you hear more weak signals** while at the same time maximising all round performance. This compact 4 element 10Mhz LFA provides stunning performance across the whole 30m band (10.100 - 10.150MHz). Hard to beat with a direct 50 Ohm feed point and no matching losses and suppression of unwanted noise !! More information on the LFA Yagi can be found [here](#).

NOTE: With All our HF antennas we can custom design your element taper and element size requirements in order to cater for all weather and installation requirements This email address is being protected from spambots. You need JavaScript enabled to view it. us for details.

Performance

Gain: 9.92dBi @ 10.125MHz

F/B: 27.04dB @ 10.125MHz

Peak Gain: 9.99dBi

Gain at 30m above Ground: 15.08dBi @ 10.125MHz

Peak F/B: 28.06dB

Power Rating: 5kw+

SWR: Below 1.5:1 from 10.060 - 10.160MHz

Boom Length: 16.396m

Stacking Distance: 18 -22m (20m recommended)

2 Stacked Gain @ 20m spacing: 12.59dBi

2 Stacked F/B: 21.78dB

2 Stacked Gain @ 20m Spacing 17m above ground: 17.42dBi

Weight: 76.4Kg / 168LB

Turning Radius: 11.305m / 37ft

Wind Loading: 1.65 Square Metres / 17.8 Square feet

Wind Survival: 160KPH / 100MPH+ (A 125MPH version is available upon request)

Other options available if higher wind loading/survival is required.

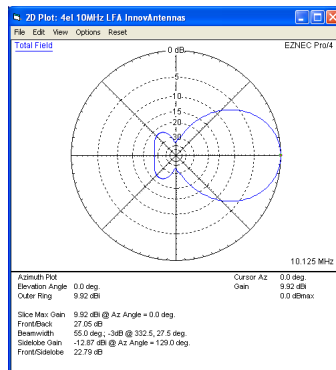
Specification

This antenna uses tapered elements from **50mm diameter to 13mm** . Note the accuracy of the modelling packages we use ensures the antenna works as predicted WITHOUT matching devices to cover up errors. The antenna has fully insulated elements which will ensure continuous, high performance for many years to come. Boom to mast brackets are included with all antennas which will support 2 inch (50mm) masts. **Boom is a 70mm tapering to 60mm** aluminum tube. A comprehensive Kevlar guy system using stainless steel turnbuckles is also supplied to ensure the antenna remains rigid.

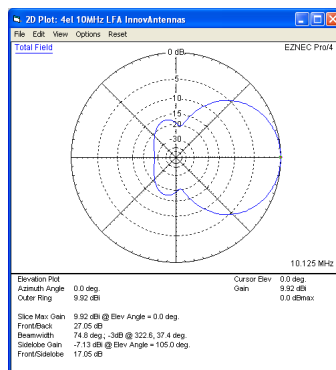
Our antennas are constructed with the best quality materials in order that the best mechanical construction can be achieved, not the cheapest and most profitable! Even a digital caliper is used (with an accuracy of .01mm) to measure the elements during production to ensure they are within 0.2mm of what they should be, this ensures they work as well as our software model predicts (VHF).

Note: Much development time has gone into our antennas, not just on basic electromagnetic design. We are able to model the effect of insulators, booms and other objects to ensure the make up of our antennas have least effect on performance and pattern degradation. More information can be found [here](#)

- Marine grade Stainless Steel Fittings*
- Original Stauff Insulation clamps
- Mill finished boom and elements for highest levels of accuracy

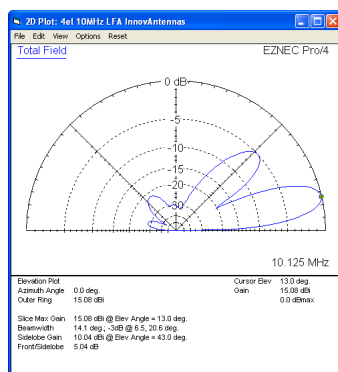


Azimuth Plot

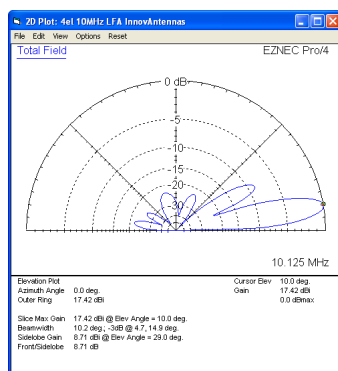


Elevation Plot

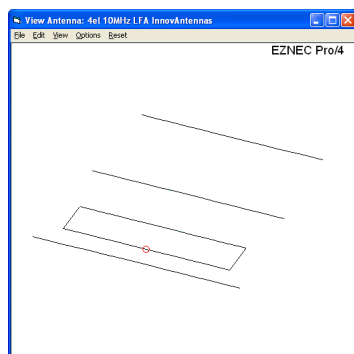
10MHz 30m Yagi - 4 element LFA Yagi



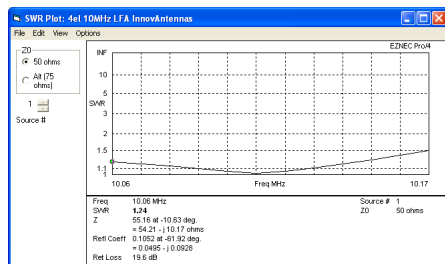
Single 4 element LFA up 30m above ground



2 x 4 el LFA Yagi 20m apart with the bottom antenna 30m above ground



The 30m LFA element layout



SWR

Manufactured the right way, not the cheapest way!

*Where possible marine grade stainless steel is used.