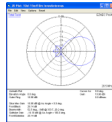


**Sales price £679.96**

Sales price without tax £708.29

Tax amount £141.66

A Dualband 21/28MHz Yagi with single feedpoint



## Description

### An Excellent Dual Band Yagi for 21/28MHz with 10.5m boom

The 21-28-11 Dual Band Yagi has a total of 11 elements, 5 elements are used on 21MHz while 6 elements are used on 28MHz. The 21-28-11 InnovAntennas Dual Band Yagi stands aside from the crowd due to the methods used for its design. No traps or coils and no phasing arrangements are used within this antenna and there is no need for 'compromise' spacing between elements as the antenna has a set of correctly spaced elements for either band but still deploys only one 50 Ohm feed-point. An excellent antenna with great SWR bandwidth and performance in one package.

### Performance

**Gain on 21MHz:** 10.61dBi @ 21.225MHz

**F/B on 21MHz:** 24.47dB @ 21.225MHz

**Gain on 21MHz at 15m above Ground:** 15.68dBi

**Gain on 28MHz:** 10.96dBi @ 28.400MHz

**F/B on 28MHz:** 25.14dB @ 28.400MHz

**Gain on 28MHz at 10m above Ground:** 16.04dBi

**Power Rating:** 5kw+

**SWR 21MHz:** Below 1.2:1 from 21.00MHz to 21.450MHz

**SWR 28MHz:** Below 1.4:1 from 28.000MHz to 28.600MHz

**Boom Length:** 11.456m

**Weight:** 17.17Kg / 37.84LB

**Wind Load:** 0.64 Square metres / 6.94 Square ft

**Turning Radius:** 7.604m / 24.95ft

**Wind Survival:** 122KPH / 76MPH

### Specification

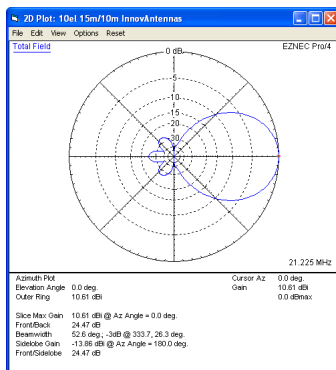
This antenna deploys elements tapering from 3/4 inch (19.05mm) to 1/2 inch (12.7mm) for 21MHz with elements starting at 5/8 inch (15.88mm) tapering through 3/8 inch (9.525mm) for 28MHz. The antenna has fully insulated elements which will ensure continuous, high performance for many years to come. Boom to mast brackets are included with all antennas which will support 2 inch (50mm) masts. **Boom is**

1.75 inch square 10SWG aluminum and a Kevlar boom guy is supplied along with Stainless Steel turnbuckles for adjustment.

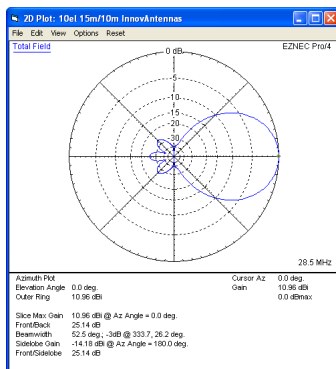
Our antennas are constructed with the best quality materials in order that the best mechanical construction can be achieved, not the cheapest and most profitable! Even a digital caliper is used to measure the elements during production to help ensure the best possible results when installed.

Note: Much development time has gone into our antennas, not just on basic electromagnetic design, we are able to model the effect of insulators, booms and other objects to ensure the make-up of our antennas has least effect on performance and pattern degradation. More information can be found [here](#)

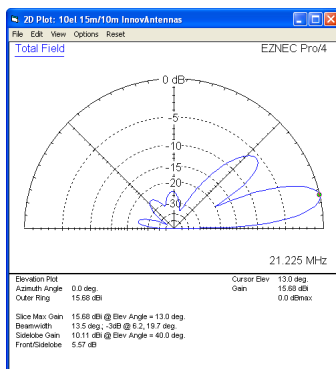
- Marine grade Stainless Steel Fittings
- Original Stauff Insulation clamps
- Mill finished boom and elements for highest levels of accuracy



Azimuth Plot 21MHz

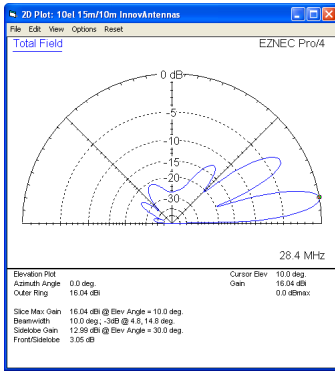


Azimuth Plot 28MHz

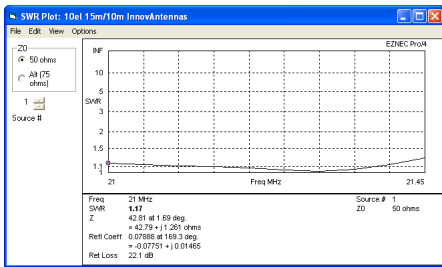


Elevation Plot 21MHz (15m above ground)

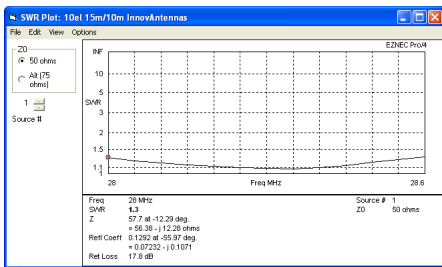
# HF Dualband Yagis: 5/6 (11) element 21/28MHz Yagi (11.45m)



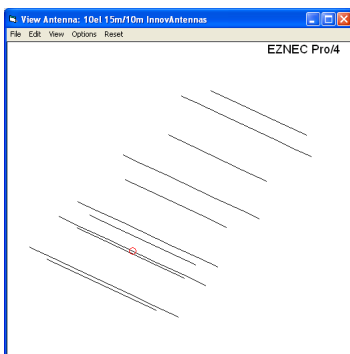
Elevation Plot 28MHz (15m above ground)



SWR 21MHz



SWR 28MHz



Antenna Layout

Manufactured the right way, not the cheapest way!