

Available through WiMo Germany and DX Engineering in the USA - for Direct factory supply, Email us for pricing and time lines.

www.dxengineering.com - www.wimo.com

The G0KSC LFA (Loop Fed Array) Yagi has quickly become 'the one to have' if you are looking for serious weak signal work on VHF and UHF bands. Unlike other companies and designers, G0KSC has dismissed the 'one size fits all' antenna modeling approach and does not model every antenna as if it were for the HF bands. Instead careful consideration is taken to ensure the performance parameters of each antenna fit well with the characteristics of the band in question. Sky and ground noise (temperature) play a role in an antenna's ability to receive signals and the G0KSC LFA-SQ (Super Quiet) Yagi has been modelled for the absolute best noise figures possible, ensuring you can hear anyone that hears you, even if you are QRO and they are not!

The LFA is especially effective for EME where very low noise antennas are required and many hours development have been spent ensuring the highest levels of performance have been achieved in an antenna that is not affected by wet weather conditions. As a single, double and 4 stack (or more) system, the LFA Yagi is the one to have.

1. **Marine grade stainless steel fittings***
2. **Original and best Stauff Insulator clamps**
3. **Mill machined for pin-point accuracy throughout**



Element and dipole setup on our booms - Marine grade stainless steel used throughout

Performance

Gain: 15.39dBi @ 432.200MHz

F/B: 32.80dB @ 432.200MHz

Peak Gain: 15.45dBi

Gain 10m above Ground: 21.36dBi

Peak F/B: 33.46dB

Power Rating: 3kw

SWR: Below 1.12:1 from 431.00MHz to 433.00MHz

Boom Length: 2.579m

Stacking Distance Vertically: 0.9-1.05m (best trade-off 1.01m)

Stacking Distance Horizontally: 0.9-1.1m (best trade-off 1.081m)

Following figures calculated at 432.200MHz

2 Stacked Vertically 10m up @ 1.01m spacing - Gain: 24.04dBi

2 Stacked Vertically 10m up @ 1.01m spacing - F/B: 37.56dBi

2 Stacked Horizontally 10m up @ 1.081m spacing - Gain: 24.13dBi

2 Stacked Horizontally 10m up @ 1.081m spacing - F/B: 34.66dB

4 Antennas 1.01m V x 1.081m H Gain: 20.92dBi, **F/B:** 37.65dB (free space)

Sky Temperature: 21.9 Kelvin @ 432.200MHz

G/T Figure: 7.51dB @ 432.200MHz

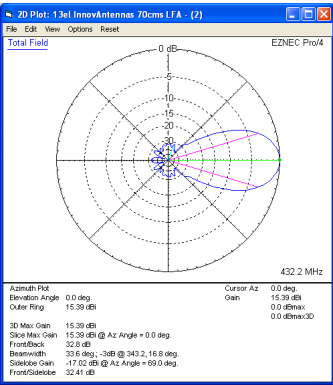
Specification

This antenna has all parasitic elements made from 1/4 inch aluminum rod. The LFA loop is constructed from 4 pieces of aluminum tube. The sections in-line with the parasitic elements are 1/2 inch while the end sections of the loop are 3/8 inch allowing the user to adjust the loop for best SWR. All elements are fully insulated from the boom, held in place by high quality UV resistant **RF neutral insulators** which in-turn are held to the boom via stainless steel fixings and fittings.

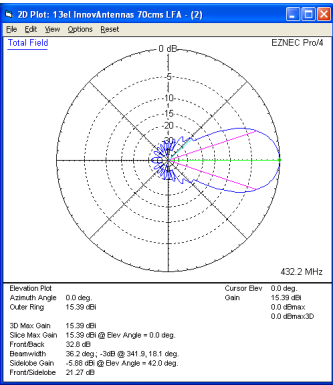
The boom on this antenna is 1.25 inch square (31.75mm)

If you want an antenna to last and perform in all weathers without SWR or bandwidth shifting, this is it.

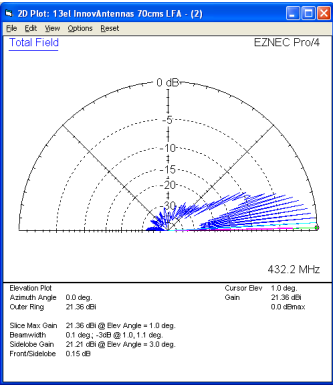
432Mhz (70cms) Low-Noise LFA Yagis: 13 element 432MHz LFA-SQ Yagi



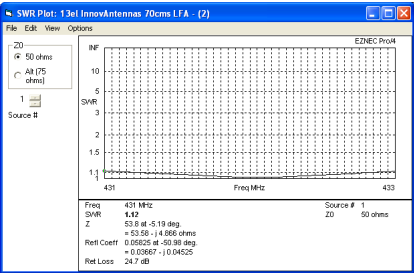
Azimuth Plot




Elevation Plot



Single antenna 10m above average ground



SWR



A 12el 432MHz LFA at WA6EJO

For multi-antenna array plots or more information, please contact us at [This email address is being protected from spambots. You need JavaScript enabled to view it.](#)

Manufactured the right way, not the cheapest way!

* Where possible marine grade stainless steel components are used.

//