

A 7 element OWL-GT EME Yagi Super-Light 144MHz Yagi



## Description

Available through [WiMo Germany](#) and [DX Engineering in the USA](#) - for Direct factory supply, Email us for pricing and time lines.

[www.dxengineering.com](http://www.dxengineering.com) - [www.wimo.com](http://www.wimo.com)

**A 7 element OWL-GT (Optimised Wideband Low Impedance) Super-Light Yagi for 144-145MHz - 2019 model**

**FOR HORIZONTAL MOUNTING - Now with more gain!**

The G0KSC OWL is another fantastic design by G0KSC. Every ham knows a low impedance Yagi provides excellent performance. However, traditionally, low impedance has meant narrow band. G0KSC developed the OWL to have very close element spacing, this has increased the stability of the OWL over traditional low impedance Yagis. Additionally, the G0KSC OWL has been optimised for a 12.5 Ohm feed point impedance (with traditional split dipole). With the split dipole swapped for a folded dipole, impedance is now a cool 50 Ohm so again (and as with all InnovAntennas Yagis) no matching device is needed!

**IDEAL PORTABLE OR SOTA USE!**

Designed with the very latest modelling software packages costing 10's of thousands of pounds, not 30 year old software costing around \$100.00 !! **Accuracy** in model and real-world performance assured.

Our antennas are constructed with the best quality materials in order that the best mechanical construction can be achieved, not the cheapest and most profitable! Even a digital caliper is used (with an accuracy of .01mm) to measure the elements during production to ensure they are within 0.2mm of what they should be, ensuring they work as well as our software model predicts.

Ian G0CNN made this excellent video which highlights how simple the OWL is to construct:

## Product Highlights

- Marine grade Stainless Steel Fittings
- Original Stair Insulation Clamps
- Polished boom and elements for highest levels of accuracy
- Optimised by computer for best possible performance
- No matching device means no matching loss
- Easy and fast fit, assemble in just a few minutes

For more information This email address is being protected from spambots. You need JavaScript enabled to view it.

## Performance

**Gain:** 13dBi @ 145MHz

**F/B:** 26.64dB @ 145MHz

**Peak Gain:** 13.05dBi

**Gain 10m above ground:** 18.85dBi

**Peak F/B:** 28.8dB

**Power Rating:** 5kw

**SWR:** Below 1.1:1 from 144MHz to 145MHz

**Boom Length:** 3.05m

**Weight:** 1.7kg/3.7lbs

**Safe Wind Speed:** 299Kph/158Mph

**Turning Radius:** 1.62m/5.3ft

**Vertical Stacking:** 2.7M

## Specification

This antenna is made with a 1/4 inch (6.35mm) solid rod elements and with the driven element being and 1/2 inch (12.7mm) with 3/8" (9.525mm) loop ends. High performance for many years to come. Boom is 3/4 inch. **This antenna is not made cheaply, it is made to perform and to do so for many years.**

No figures are made up here as they are in some Ham Radio adverts, all performance figures are verified in the very latest software simulation packages with some antennas being professionally confirmed on an antenna range.

"Justin

Here's a photo of 7 ele owl being evaluated at Ventnor on Saturday. Works really well - it was interesting to compare it against the 5 ele owl. Certainly about the same forward gain as a 9 ele tenna, but greater beamwidth and less lobes.

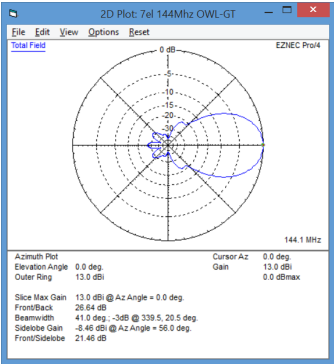
Regards,

Mark

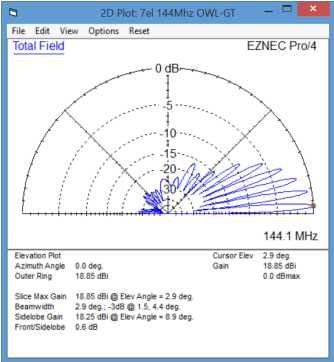
GEODD"



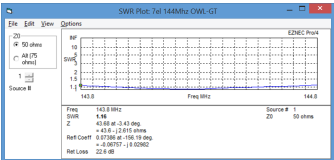
The 7el OWL G/T at G6DOD/P



Azimuth Plot



Elevation Plot 10m above ground



SWR

Manufactured the right way, not the cheapest way!

\* Where possible marine grade stainless steel components are used.  
//