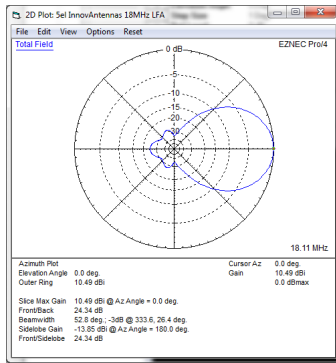


18MHz LFA Yagis: 5 element 18MHz LFA Yagi (12.7m)



A High Gain 18MHz LFA Yagi

Description



Available through **WiMo Germany** and **DX Engineering in the USA** - for Direct factory supply, Email us for pricing and time lines.

www.dxengineering.com - www.wimo.com

A 5 element High Performance LFA Yagi

The G0KSC LFA Yagi is a major step forward in the development of the Yagi Antenna, **it provides a low-noise front-end for your radio so you hear more weak signals** while at the same time maximising all round performance. This compact 5 element 18Mhz LFA provides stunning performance across the whole 17m band (18.07 - 18.170MHz). Hard to beat with a direct 50 Ohm feed-point and no matching losses and suppression of unwanted noise!!

More information on the LFA Yagi can be found [here](#).

NOTE: With all our HF antennas we can custom design your element taper and element size requirements in order to cater for all weather and installation requirements. This email address is being protected from spambots. You need JavaScript enabled to view it. us for details.

Performance

Gain: 10.48dBi @ 18.110MHz

F/B: 24.34dB @ 18.110MHz

Peak Gain: 10.54dBi

Gain at 17m above Ground: 15.50dBi @ 18.110MHz

Peak F/B: 24.86dB

Power Rating: 5kw

SWR: Below 1.1:1 from 18.070 - 18.170MHz

Boom Length: 12.7m

Stacking Distance: 6 -14m (10m recommended)

2 Stacked Gain @ 10m spacing: 13.2dBi

2 Stacked F/B: 20.12dB

2 Stacked Gain @ 10m Spacing 17m above ground: 17.88dBi

18MHz LFA Yagis: 5 element 18MHz LFA Yagi (12.7m)

Weight: 30.9Kg / 68LB

Turning Radius: 7.66m / 8.93ft

Wind Loading: 0.83 Square Metres / 4.85 Square feet

Wind Survival: 171KPH / 106MPH - **A 125MPH (HD) version is available upon request**

Other options available if higher wind loading/survival is required.

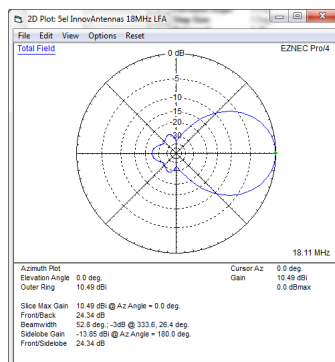
Specification

This antenna is made with elements that taper from 1 inch (25.4mm) to 7/8 inch (22.23mm) then 3/4 inch (19.05mm) to 5/8 inch (15.88mm) to 1/2 inch (12.7mm) and 3/8 inch (9.525mm) outer elements. The antenna has fully insulated elements which will ensure continuous, high performance for many years to come. Boom to mast brackets are included with all antennas which will support 2 inch (50mm) masts. Boom is 2 inch square 10SWG (3.2mm) aluminum.

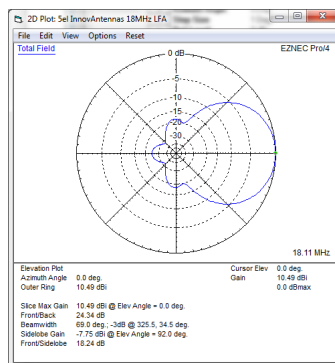
Our antennas are constructed with the best quality materials in order that the best mechanical construction can be achieved, not the cheapest and most profitable! Even a digital caliper is used (with an accuracy of .01mm) to measure the elements during production to ensure they are within 0.2mm of what they should be, this ensures they work as well as our software model predicts (VHF).

Note: Much development time has gone into our antennas, not just on basic electromagnetic design, we are able to model the effect of insulators, booms and other objects to ensure the make up of our antennas have least effect on performance and pattern degradation. More information can be found [here](#)

- **Marine grade Stainless Steel Fittings***
- **Original Stauff Insulation clamps**
- **Mill finished boom and elements for highest levels of accuracy**

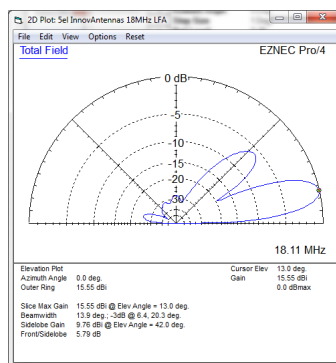


Azimuth Plot

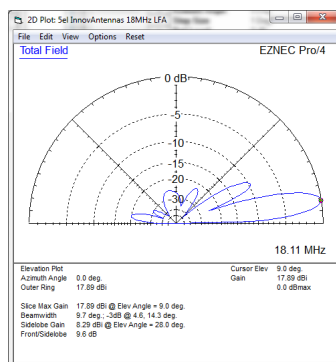


Elevation Plot

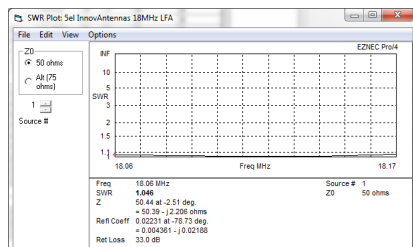
18MHz LFA Yagis: 5 element 18MHz LFA Yagi (12.7m)



Single 5 element LFA up 17m above ground



2 x 5 el LFA Yagi 12m apart with the bottom antenna 17m above ground



SWR

Manufactured the right way, not the cheapest way!

*Where possible marine grade stainless steel is used.

//