



A 2 element rear mount 144MHz LFA-Q Quad Style Yagi



Description



Available through WiMo Germany and DX Engineering in the USA - for Direct factory supply, Email us for pricing and time lines.

www.dxengineering.com - www.wimo.com

A 2 element LFA-Q (Super-rigid Quad-style) Super-Light Quad Style Yagi for 144-146MHz

The LFA-Q Packs a bigger punch than a traditional Yagi with MUCH MORE GAIN per metre of boom

If it is GAIN you want from a small boom, you have come to the right place!

Why Rear Mount? One good reason is to allow another rear mount antenna on the other side of your mast and hence doubling the bands you can cover!

Another impressive design from G0KSC, **'The Quad has been InnovAted!'** A Quad-style antenna with full wave length loop elements which provide a number of benefits. First, if the elements are of reasonable thickness (as ours are, they are not wire!) then good bandwidth coverage can be achieved. Next, up to around 7 elements (1.5wl) much better gain per metre of boom can be achieved than would otherwise be possible from a traditional Yagi covering the same bandwidth. Finally, with the dual-boom structure and 1/2" diameter elements, the LFA-Q is extremely rigid and can stand up to some serious weather conditions!

IDEAL PORTABLE OR SOTA USE!

Despite it's rigidity, the LFA-Q is extremely lightweight and this means even in strong winds, snow and ice the LFA-Q will hold it's own.

Our antennas are constructed with the best quality materials in order the best mechanical construction can be achieved, not the cheapest and most profitable! Even a digital caliper is used (with an accuracy of .01mm) to measure the elements during production to ensure they are within 0.2mm of what they should be, this ensures they work as well as our software model predicts.



The 2 el 2m LFA-Q at PD5WVE, his comments below:

"I use the 2 element Quad for 2 meter for divers portable work. I must say for a 2 element It's a hell of a performer. I made contacts with the 2 element I never had thought I can make this with a small antenna. But I need a little more push. Last year I made contacts with this antenna and the guy next in a place on a campsite use a 9 element yagi. Ad the same hight. Sometimes he won but some times I won with the signal. You can say it was near the same. Almost.

But I use the 2 el quad and he a 9 element yagi. Pretty crazy. We did this for 8 days. Results steady. So it's true that the 2 el quad is a much better performer. And also more low noise as the normal yagi."

For more information This email address is being protected from spambots. You need JavaScript enabled to view it.

Performance

Gain: 6.74dBi @ 144.300MHz

F/B: 16.68dB @ 144.300MHz

Peak Gain: 6.85dBi

Gain 10m above ground: 12.61dBi

Peak F/B: 16.95dB

Power Rating: 5kw

SWR: Below 1.4:1 from 144MHz to 146MHz

Boom Length: 34cms (including rear mount) **just 14cms between elements**

Loop Height: 25cms

Weight: 0.5kg/1.2lbs

Safe Wind Speed: 240Kph/1340Mph

Turning Radius: 0.855m/2.5ft

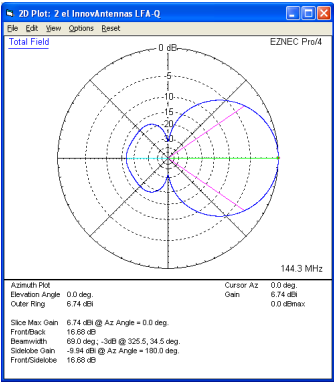
Vertical Stacking: 1.1m

Specification

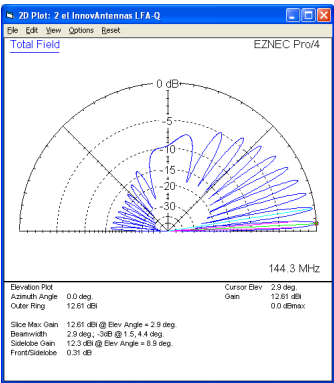
144MHz to 148MHz Yagis: 2 element 144MHz LFA-Q Rear Mounting Quad style Yag

This antenna is made with a 1/2 inch (12.7mm) and 3/8 inch (9.525mm) diameter tube for the LFA-Q and the boom sections are 3/4" 19mm diameter. **This antenna is not made cheaply, it is made to perform and to do so for many years with Marine Grade Stainless Steel fixings.**

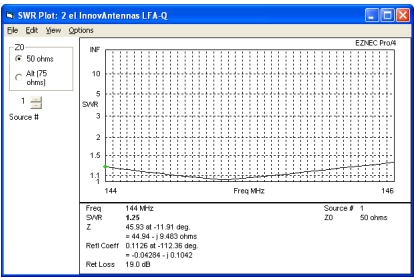
No figures are made up here as they are in some Ham Radio adverts, all performance figures are verified in the very latest software simulation packages with some antennas being professionally confirmed on an antenna range.



Azimuth Plot



Elevation Plot 10m above ground



SWR

Manufactured the right way, not the cheapest way!

* Where possible marine grade stainless steel components are used.

//