

16 element (8H/8V) X-polarised LFA Yagi optimised for K1JT's MAP65 software & other EME applications. Stacked pair or box of 4 will work great off the moon & also extraordinarily well on down-to-earth modes such as TEP, Es & TEP. Matching H-Frame available



Description

Available through WiMo Germany and DX Engineering in the USA - for Direct factory supply, Email us for pricing and time lines.

www.dxengineering.com - www.wimo.com

A Very Low Noise Yagi for serious DX and EME applications with elements in both the horizontal and vertical planes

The G0KSC LFA (Loop Fed Array) Yagi has quickly become 'the one to have' if you are looking for serious weak signal work on the bottom of the 2m band. The LFA Yagi has been specifically designed to ensure the lowest levels of unwanted noise are received. The compliment of a tight, highly suppressed pattern and closed loop fed system ensure everything from rain static to man-made noise are heavily reduced.

The LFA is especially effective for EME where very low noise antennas are required and many hours development have been spent ensuring the highest levels of performance have been achieved in an antenna that is not affected by wet weather conditions. As a single, double and 4 stack system, the LFA Yagi is the one to have.

The LFA loop along with the great pattern helps to reduce noise and ensure the very best user experience with the weakest signals being heard not lost in noise. Designed with the very latest modeling software packages costing 10's of thousands of pounds, not 30 year old software costing around \$100.00 !! **Accuracy** in model and real-world performance assured.

Our antennas are constructed with the best quality materials in order the best mechanical construction can be achieved, not the cheapest and most profitable! Even a digital caliper is used (with an accuracy of .01mm) to measure the elements during production to ensure they are within 0.2mm of what they should be, ensuring they work as well as our software model predicts.

1. **Marine grade stainless steel fittings***
2. **Original Stauff insulator clamps**
3. **Mill finished for highest levels of accuracy**

If you are looking for the best of the best from both a performance and mechanical construction perspective then look no further, you have come to the right place!

Performance

Gain:13.32dBi @ 144.100MHz

Gain: 13.34dBi @ 144.300MHz

F/B: 25.76dB @ 144.100MHz

F/B: 26.12dB @ 144.300MHz

Peak Gain: 13.36dBi

Gain at 10m above ground: 19.18dBi

Peak F/B: 27.21dB

Power Rating: 3kw

SWR: Below 1.13:1 from 144.00MHz to 145.00MHz

Boom Length: 4.250m

Weight: 8Kg / 20LB

Turning Radius: 2.20m / 6.2ft

Wind Loading: 0.13 Square Metres / 1.07 Square feet

Wind Survival: 160KPH+ / 100MPH

Other options available if higher wind loading/survival is required.

Following figures calculated at 144.300MHz

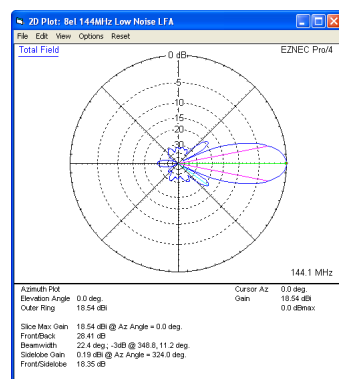
Stacking Distance H+V: 2.5m

Specification

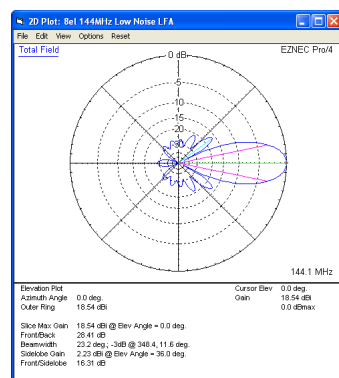
This antenna has all parasitic elements made from 1/4 inch aluminum rod. The LFA loop is constructed from 4 pieces of aluminum tube. The sections in-line with the parasitic elements are 1/2 inch while the end sections of the loop are 3/8 inch allowing the user to adjust the loop for best SWR. All elements are fully insulated from the boom held in place by high quality UV resistant, **RF neutral insulators** which in-turn are held to the boom via **Marine grade** stainless steel fixings and fittings.

The boom is **1.25 inch square (31.75mm)**. No boom guy is needed with this antenna

If you want an antenna to last and perform in all weathers without SWR or bandwidth shifting, this is it.

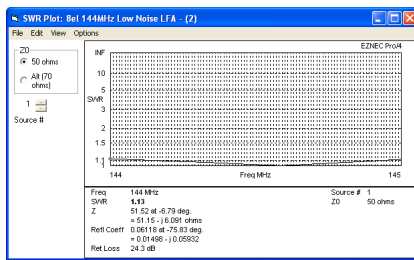


4 x antennas in H configuration Azimuth Plot



4 antennas in H configuration Elevation Plot

144MHz to 148MHz Yagis: 16el (8H/8V) 144MHz XPOL MAP65 Yagi



SWR



A single 18el (9+9) X-pol LFA Yagi



4 x 8V/8H X-pol LFAs on InnovAntennas fully insulated (vertical sections) H-frame

Manufactured the right way, not the cheapest way!

* Where possible marine grade stainless steel components are used
//